

---

# ApplianX AP Gateway

---



## Background





The ApplianX AP Gateway offers the functions of an IP gateway, combined with a user application platform (AP). The AP is presented as a virtual machine (VM), which enables operating systems (OS) and software applications to run in the box, simultaneously with the gateway. That means you get to run your own or third party applications alongside the gateway, without needing additional, external hardware. Use it to run your IP-PBX solution with a direct PSTN failover connection.

# ApplianX AP Gateway

## VM functionality

The VM is an Aculab virtual environment that enables the installation and management of OS and third party software applications, via a web browser.

Key features include:

-  Install and configure your choice of OS
-  Run third party applications – IP-PBX, SBC, fax server
-  Applications can be independent, or interact with the gateway
-  Web browser administration and management

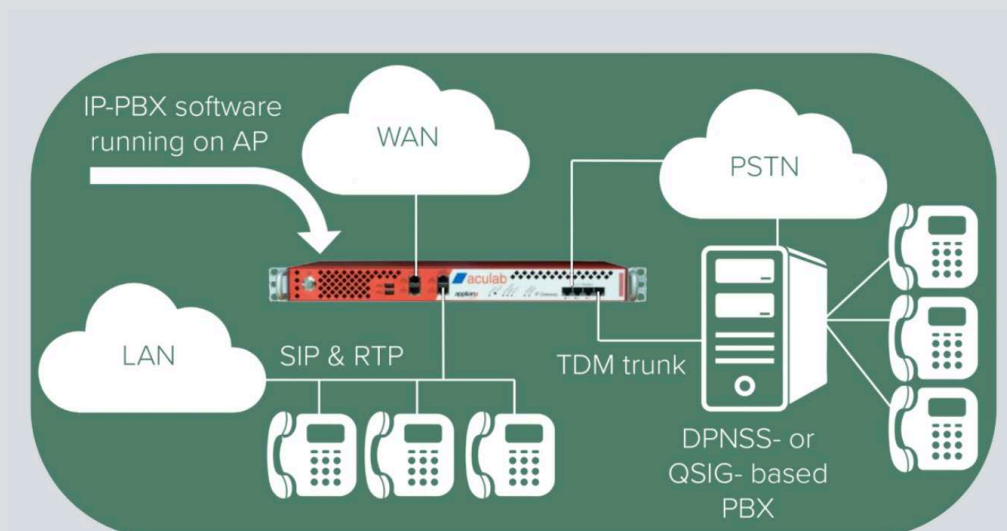


## Gateway and application platform

The gateway provides all the features and functionality of Aculab's ApplianX IP Gateway. Its comprehensive call routing engine controls traffic between TDM and IP end points, including to and from the integral AP environment. Calls originating on or destined for the AP can be routed via the gateway over SIP or TDM, or directly to the AP environment over Gbit Ethernet interfaces for ingress/egress using SIP or other IP protocols. That makes the ApplianX AP Gateway suitable for any IP-PBX application, in addition to making it a practical alternative for your own or third party SBC software.

## The ApplianX advantage

The advantage of the ApplianX AP Gateway lies in it being more than just a gateway. Leverage the ApplianX platform and take full advantage of its ease of use and flexibility, without having to add yet another device to your server room collection. Furthermore, as the unique SIP, DPNSS and QSIG Supplementary Services interworking capability of the gateway remains available by default, the ApplianX AP Gateway stands alone as your software-based IP-PBX or third party application platform of choice.



# ApplianX AP Gateway

## Technical summary

Feature		Feature detail	
<b>Gateway</b>			
<b>Network interfaces</b>			
Ethernet		2 x GB Ethernet; front panel 2 x RJ45	
TDM trunks		1, 2, or 4 E1/T1 trunks; front panel RJ45s; co-axial converters available	
<b>Signalling and control protocols</b>			
IP		SIP, RTP, RTCP, TCP, UDP	
PTSN	ISDN <sup>1</sup>	Including: Q.931 PRI/ISDN types, Euro ISDN/ETS300, QSIG (ISO, ECMA), DPNSS, DASS 2, NI2, and AT&T (network and user modes supported)	
	CAS <sup>1</sup>	Including: MFC R2, T1 robbed bit, E1, R1, R2 and DTMF CAS types	
Capacity		24/30, 48/60 or 96/120 (E1/T1) independent voice calls; up to 60 independent DPNSS-to-QSIG conversions	
Security		SRTP <sup>2</sup> , TLS <sup>2</sup> , SIPS <sup>2</sup> , HTTPS <sup>2</sup>	
<b>Feature Support</b>			
Voice codecs		G.711, G.729AB; dynamically selected on a per call basis	
DTMF		DTMF detection, generation, suppression; in-band; pass-through; relay and user indications (RFC 2833); DTMF out-of-band (SIP INFO, RFC 2976)	
Fax		T.30 fax receive and transmit; fax over G.711; and T.38 fax relay	
Echo cancellation		G.168 compliant	
QoS		Enhanced jitter buffer; packet loss concealment; comfort noise generation; voice activity detection; silence suppression	
Supplementary Services		See ApplianX IP Gateway datasheet	
<b>Virtual machine</b>			
<b>Network interfaces</b>			
Ethernet		2 x GB Ethernet; front panel 2 x RJ45	
<b>Physical</b>			
Platform		4 core, 2.4 GHz CPU; 12 GB RAM; 400 GB SSD	
<b>Shared facilities</b>			
<b>Operation management</b>			
Configuration		Password protected administration via Web browser; Guest VNC; HTTP/S <sup>2</sup>	
Management and monitoring		Via comprehensive SNMP traps, and DHCP	
Diagnostics		Full protocol trace feature with decoder included; status monitor	
<b>Hardware</b>			
Dimensions	Weight	1U high, 19" wide, rack mountable	9 kg
Power		110-230V AC power supply	
Regulatory		EC Directive 2002/96/EC (WEEE); EC Directive 2002/95/EC (RoHS)	
EMC standards		EU – EN55022 and EN55024; USA – FCC part 15	
Safety		CB certification: UL/CUL; low voltage directive 73/23/EEC	
Operating environment		Operating temperature: 0°C to +40°C; humidity: 20% to 80% RH NC	

<sup>1</sup> Visit [www.aculab.com](http://www.aculab.com) to view the full range of protocols supported.

<sup>2</sup> Export restrictions apply; please contact your Account Manager for details.

For more information, please contact your Account Manager or view our website  
<http://www.aculab.com>

Owing to the dynamic nature of our business, specifications are constantly being changed and therefore this product overview is for informational purposes only. Aculab makes no warranties, express or implied, in this document. E&OE.

## About Aculab

Aculab is an innovative company that offers deployment proven technology for any telecoms related application. Its enabling technology serves the evolving needs of automated and interactive systems, whether on-premise, data centre hosted, or cloud-based.

Over 1000 customers in more than 80 countries worldwide, including developers, integrators, and solutions and service providers, have adopted Aculab's technology for a wide variety of business critical services and solutions.

Aculab offers development APIs for voice, data, fax and SMS, on hardware, software and cloud-based platforms, giving a choice between capital investment and cost-effective, 'pay as you go' alternatives.

## For more information

To learn more about Aculab Cloud and Aculab's extensive telephony solutions visit:

[www.aculab.com](http://www.aculab.com)

---

## Contact us

### Phone

+44 (0) 1908 273800 (UK)

+1 (781) 352 3550 (USA)

### Email


[info@aculab.com](mailto:info@aculab.com)

[sales@aculab.com](mailto:sales@aculab.com)

[support@aculab.com](mailto:support@aculab.com)

### Social

 [@aculab](https://twitter.com/aculab)

 [aculab](https://www.linkedin.com/company/aculab)